




**BERKSHIRE SPORTS ACADEMY
CABIN SPECIFICATIONS**

CABIN NAME	CAPACITY	ROOMS	BEDS	BATHROOM FEATURES
				  
DORM-STYLE HOUSING (one room per cabin)			BUNK BEDS	
Overlook	14	-	7	2 / 2 / 3
Boulder Creek L	10	-	5	2 / 2 / 2
Boulder creek R	10	-	5	2 / 2 / 2
Rivers Edge - Front L	12	-	6	2 / 2 / 2
Rivers Edge - Front R	12	-	6	2 / 2 / 2
Rivers Edge - Rear L	12	-	6	2 / 2 / 2
Rivers Edge - Rear R	12	-	6	2 / 2 / 2
Lodge	14	-	7	3 / 3 / 2
Pine View	12	-	6	2 / 2 / 2
Lake View	12	-	6	2 / 2 / 2
Bluff Left	10	-	5	2 / 2 / 2
Bluff Right	10	-	5	2 / 2 / 2
Ledges Left	10	-	5	2 / 2 / 2
Ledges Right	10	-	5	2 / 2 / 2
TOTAL BEDS	160			
SEMI-PRIVATE HOUSING (for staff & leaders)			BEDS	
Health Center*	7	4	1 Queen, 6 singles	2 1/2 baths; 1 full
Cottage	9	5	9 singles	3 full baths
Loft	2	1	2 singles or 1 king	1 Full
Hillside	2	1	2 singles or 1 king	1 Full
Beach	2	1	2 singles or 1 king	1 Full
Cove	2	1	2 singles or 1 king	1 Full
TOTAL BEDS*	24			

*Staff housing availability varies depending on whether or not BSA staff is needed for your stay.

Notes: All bathrooms have tiled floors and full size mirrors. Bunk beds can be replaced with single beds. All cabins have fans, and most have dropped ceilings.